

CURVEESSENDON.COM.AU

294 KEILOR ROAD

CURVE

ESSENDON NORTH







Slick undulating outlines blend seamlessly with smooth metallic surfaces to create a true modern expression.











Select from a diverse range of one and two bedroom floor plans, all bestowing functional open plan spaces, private outdoor entertaining areas of up to 72 square metres and a comprehensive list of designer appointments throughout.

INTERIORS



Finished to exacting standards, Curve apartments feature engineered timber floors in living areas, stone kitchen and bathroom vanity benchtops, stainless steel kitchen appliances, mirrored built-in robes and LED lighting.





ARTIST IMPRESSION | BATHROOM



*Come home to absolute comfort and practicality.
Curve offers smart storage solutions for easy
everyday living.*



CALDER FREEWAY


MT ALEXANDER ROAD

MOONEE VALLEY
RACECOURSE

MELBOURNE
UNIVERSITY

ROYAL PARK

MOONEE PONDS
CENTRAL



LIFESTYLE & LOCATION

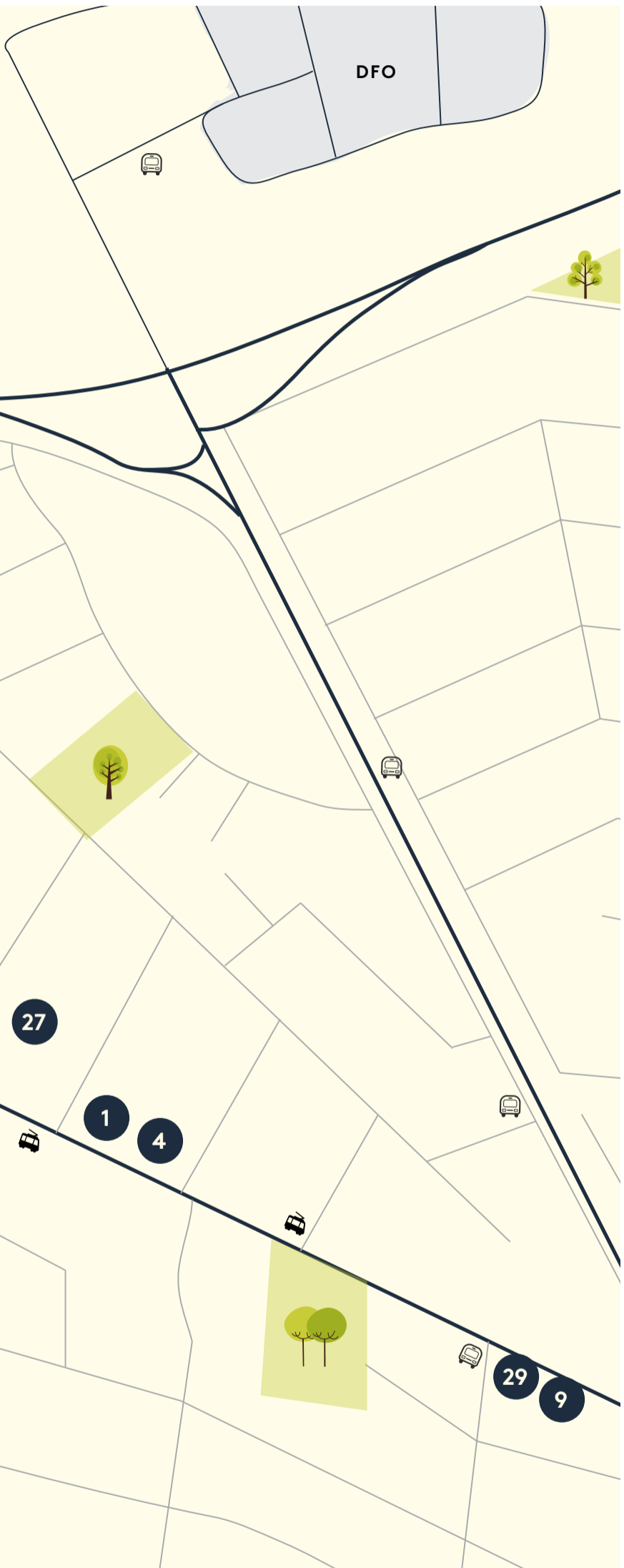




Essential amenities, including supermarkets, banks and the post office, are only a short stroll away while an impressive selection of cafés and restaurants make sure you never go hungry. For those who love the outdoors, you will appreciate the abundance of parklands and sporting facilities in the immediate vicinity.

LIFESTYLE & LOCATION





EAT & DRINK

1. 400 Gradi
2. Chichi Vietnamese
3. Green Bamboo
4. Hey Jude Café
5. Le Petite Cafe
6. Krabi Thai
7. Nando's
8. Paesani
9. Parisian Patisserie Boulangerie
10. Sam's Café
11. Taco Bill
12. The Long Road Bar & Restaurant
13. Tin Roof Café
14. Tookaiya Japanese Restaurant

LIFESTYLE

15. BWS
16. Chemist Warehouse
17. Down to Earth Tattoos
18. Essendon Carpet Court
19. Essendon Holden
20. Golden Mart Asian Grocery
21. Niddrie Central Shopping Centre
22. Rapido Cycles
23. Super Pet Warehouse
24. Woolworths

EDUCATION

25. Buckley Park College
26. Essendon Early Learning Centre & Kindergarten
27. Essendon North Primary School
28. St John's Bosco Primary School

RECREATION

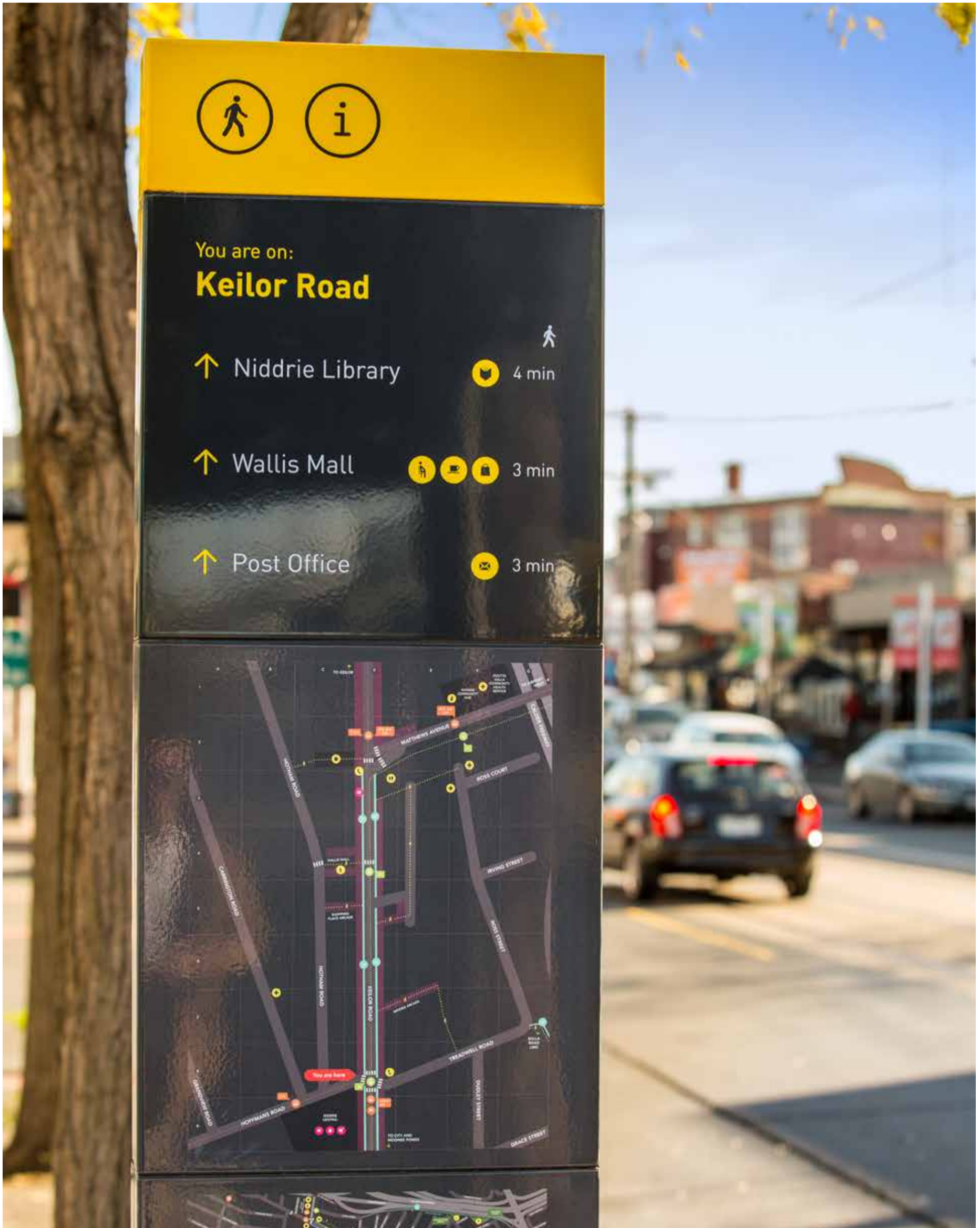
29. Anytime Fitness Essendon
30. Buckley Park
31. Buckley Park's Bowl Club
32. Niddrie Health Club
33. Niddrie Library

SERVICES

34. ANZ Branch
35. Commonwealth Bank Branch
36. Beaurepaires Essendon
37. Eastbrooke Family Clinic
38. First Bite Dental
39. NAB Branch
40. Niddrie Medical

TRANSPORT

41. Bus Stop - 477, 483, 952
42. Tram Stop - 59





With multiple public transport options at your doorstep and the freeway only minutes away, Melbourne is more accessible than ever.

THE TEAM

Established in 1991 and led by a team of internationally and locally respected architects, interior designers and planning specialists, ROTHELOWMAN has been creating projects for Australia's premier private and public organisations for over 25 years.

ROTHELOWMAN

With a proven track record presenting design solutions that are commercially sound, contextually relevant and environmentally conscious, ROTHELOWMAN has brought all its experience to bear on Curve.

Curve will enhance the urban environment, add value to the natural landscape and stand the test of time.

WWW.ROTHELOWMAN.COM.AU



AMJE is a member of the Moniton Group. Moniton has a proud history of successful property development. Recent projects include:

- *Linea 8 - A mixed use project comprising 81 apartments over 4 levels located in Elsternwick*
- *A'Beckett - 90 quality apartments located in Elizabeth Street, Melbourne*
- *16 luxury apartments in Orrong Crescent, Caulfield*

MERBO

Merbo Project Management Pty Ltd are resourced with highly experienced professionals and incorporate the appropriate procedures, techniques and tools to facilitate and deliver projects successfully. With a company resume that includes a vast array of project types (mixed use, residential, retail and commercial), our team understands how to implement the fundamentals of project management in order to meet client expectations regardless of the nature, scale and complexity of the project.

WWW.MERBO.COM.AU



John Patrick Landscape Architects Pty Ltd was formed in 1982. The Principal, John Patrick has managed the firm since its inception.

The practice is based in Melbourne and serves a range of clients locally, inter-state and internationally. The practice has carried out a broad range of commissions encompassing both small and large scale projects for private, corporate and government clients.

WWW.JOHNPATRICK.COM.AU





SALES ENQUIRIES

TIM BROWN 0417 766 778

CastranGilbert