

233 E EAST

RINGWOOD RESIDENCES

—

{Invest} East

—



Only 23 kilometres from Melbourne CBD, Ringwood boasts immediate access to Eastlink and recent upgrades to public transport, so that commuting anywhere is almost effortless.

Additionally, working in the east has never been more advantageous with Ringwood's Centre for Regional Knowledge and Innovation, adjoining Realm, paving the way for Ringwood as a business hub. 233 East is also located conveniently within the Ringwood Secondary Schools district.

RINGWOOD AREA PROFILE

Source: propertyvalue.com.au & realestate.com.au



The size of Ringwood is approximately 10km²



62.9% of the homes in Ringwood were owner-occupied in 2011



Population growth of 1%
2006: 15,725
2011: 16,009 



One adult households compose the largest household group



In general, residents work in a professional occupation



It has 26 parks covering nearly 14% of total area

“

A \$66million commitment to the upgrade of Ringwood Station and Bus Interchange will ensure a smoother commute.

”

7.03%

Average Annual Growth in 2015

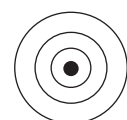
(Melbourne average 3.5%)

HIGH RENTAL DEMAND



Ringwood has one of the highest rental demands in Victoria, with 1,355 visits per property compared to the Victorian average of 448.

Suburb most targeted by Investors looking under \$500,000*



“

The East now has more to offer than ever before. Premium offerings Eastland Shopping Centre and Town Square have undergone a recent \$665million upgrade, marking the new and inspired centre of Ringwood.

”

GOVERNMENT UPGRADES INCLUDE:

| | |
|-------------------------------------|----------------|
| Aquation Aquatic and Leisure Centre | \$52.2M |
| Eastland, Realm & Town Square | \$665M |
| Train & Bus Interchange | \$66M |
| Ringwood & Box Hill bike path | \$0.5M |

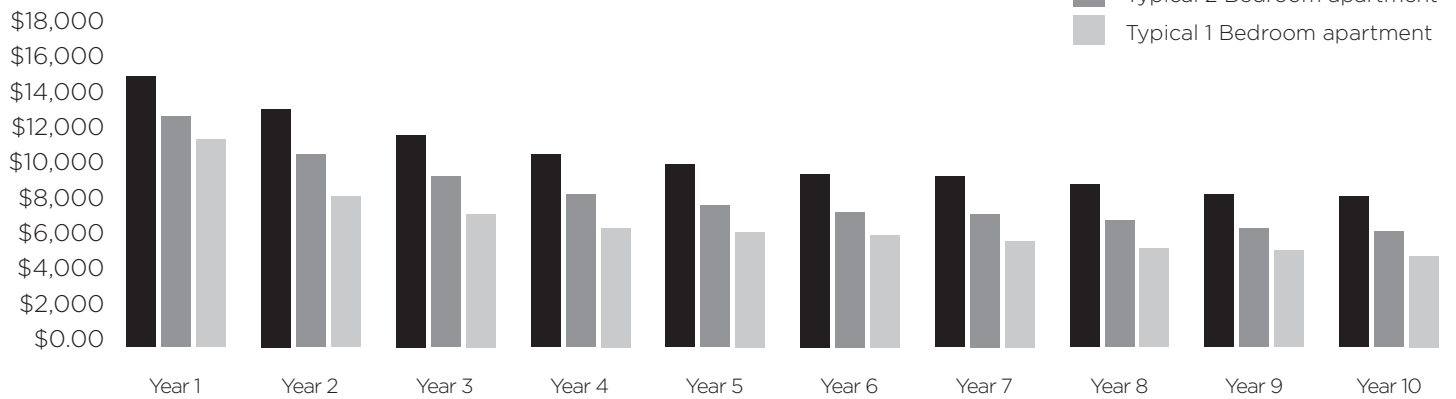
RINGWOOD AN UP AND COMING SUBURB

43 completed
 6 under construction
 23 permit approved development projects representing 148,527m² of floor space
 1184 residential dwellings

\$1.17m
 Total Value

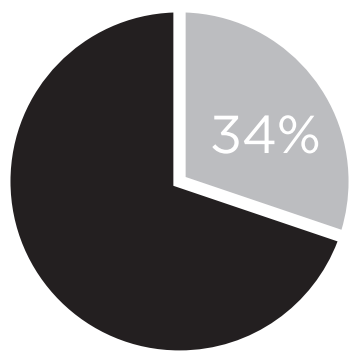
INDICATIVE DEPRECIATION SCHEDULE

Source: BMT Tax Depreciation Quantity Surveyors



RENTAL MARKET SIZE

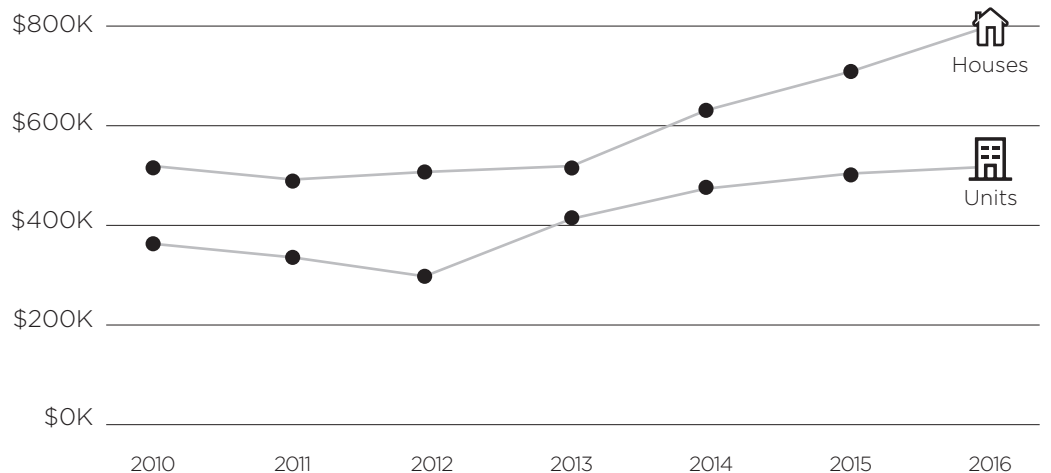
Source: realestate.com.au



■ Owner Occupied
 ■ Rental Properties

MEDIAN PROPERTY PRICE

Source: propertydata.com





REGISTER TODAY

WWW.233EAST.COM.AU

1300 233 EAST
233 MAROONDAH HWY, RINGWOOD

The information contained in this production (including all artist's impressions, renders and finishes) are indicative and provided for general information purposes only. It should not be relied upon as a substitute for legal, financial, real estate or other expert advice and must not be relied upon as a basis for any decision you make concerning any featured property or apartment. Whilst all reasonable care has been taken in providing this information, the developer and its related companies and their representatives, consultants and agents, accept no responsibility for the accuracy of any information contained herein for any action taken in reliance thereon by any party whether purchaser, potential purchaser or otherwise. You must not rely on any images, plans or specifications in this brochure for any reason. You must make your own enquiries to verify the information before acting on it, especially seeking further independent legal and financial advice in relation to all information contained herein. The information is subject to change at any time without notice and to the extent permitted by law, is provided "as is" without representation or warranty and does not constitute an offer, inducement, representation or contract of any kind as to the accuracy, completeness or suitability for a particular purpose. Loose furniture and some white goods are not included in the sale. Any dimensions and areas are approximate only and subject to change.